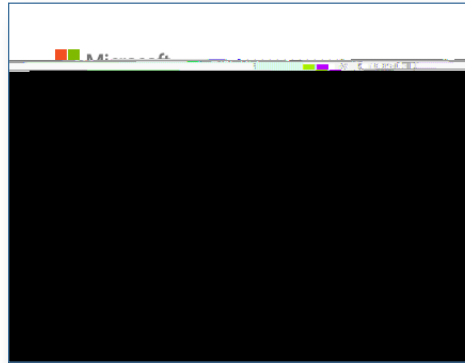
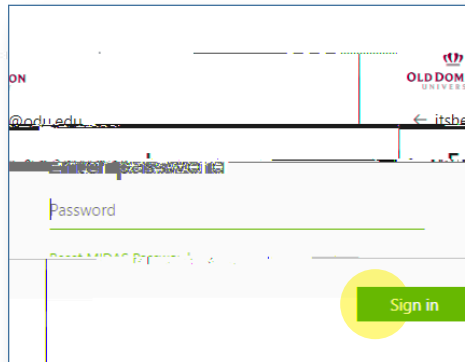


Email: Release Message from Quarantine

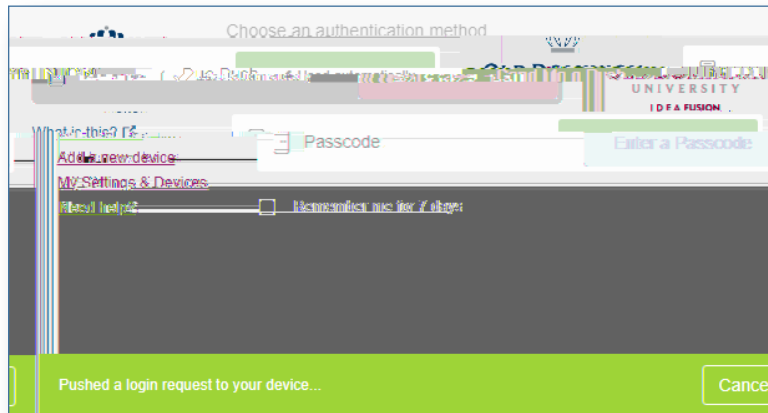
1. Open your email client and go to <https://mail.od.edu/>
2. Log in with your email address and password. **Next.**



3. Enter your MIDA email address and password. **Sign in.**



4. After logging in, you will see a message (D-).



5. Tap on the notification to open the Quarantine Message.



1. G **Email & collaboration > Review Quarantine.**