

**Information
Technology
Services**

www.odu.edu/its

(757) 683-3192

 itshelp@odu.edu

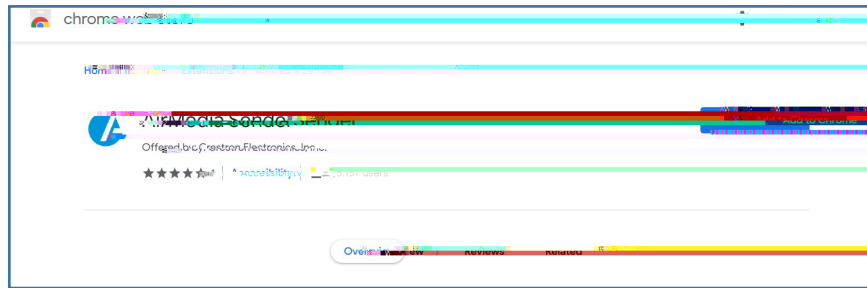
1100 Monarch Hall

 [oduits](#) [odu_its](#)

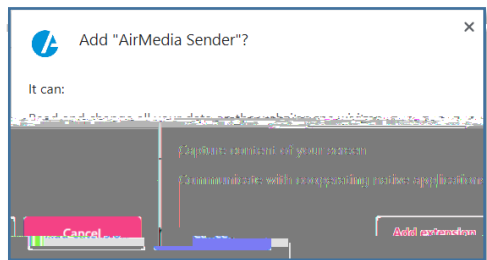



Chromebook

1. Install **AirMedia Sender**, found in the [Chrome web store](#).
2. Click **Add to Chrome**.



3. Click **Add extension**.

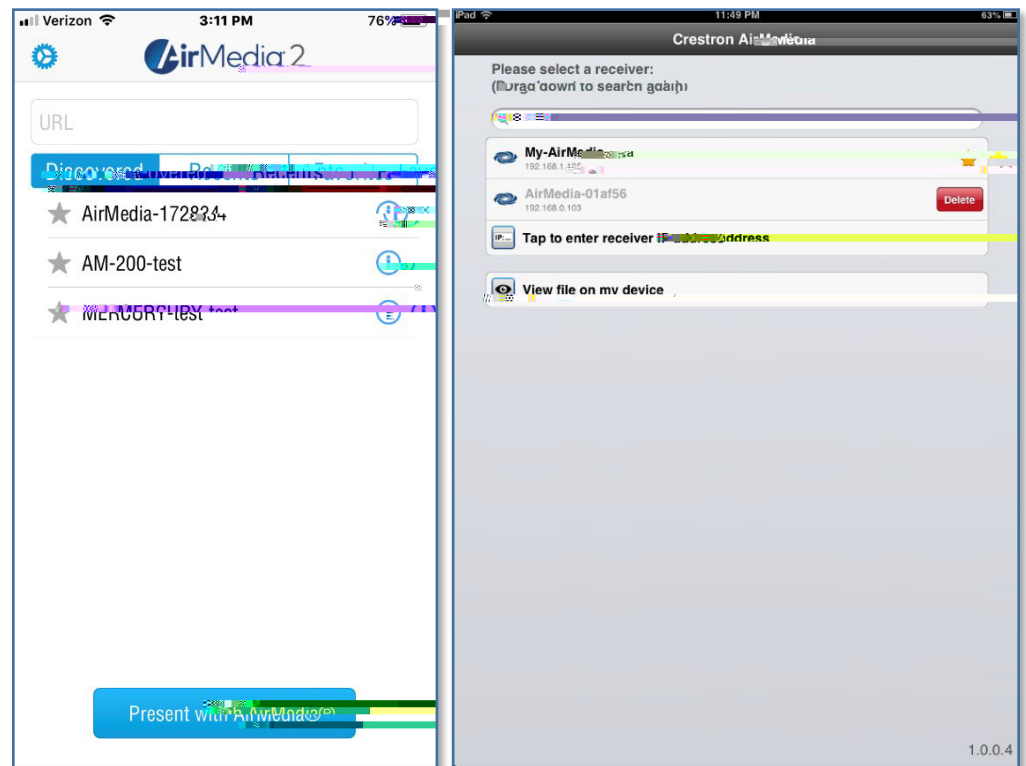


4. From the Chrome browser, click the **AirMedia** icon  (top right corner).
5. Enter the **IP Address or Hostname** of the AirMedia receiver.
Select **Present current tab**

AirMedia Mobile Apps

Find AirMedia in Apple's [app store](#) (iOS) or [Google Play](#) (Android).

1. Launch AirMedia to see a list of discovered receivers. Choose the device you'd like to connect to (or enter the URL if you know it). Once you connect to a device, it is saved so you can find it easily next time you connect.



A M A A M AM-100 A

2. iOS only: The app uses the built-in iOS device mirroring feature. When you click the

Video Push (iOS)

Certain video streaming iOS apps use something called video push. To save battery life, video from your mobile device displays only on the receiving device. Your mobile device will display media controls in place of video content.

E: If you are using a video streaming app that uses video push, you will see a media control overlay instead of the video content.