

How to make a Testing Appointment Weekly Testing

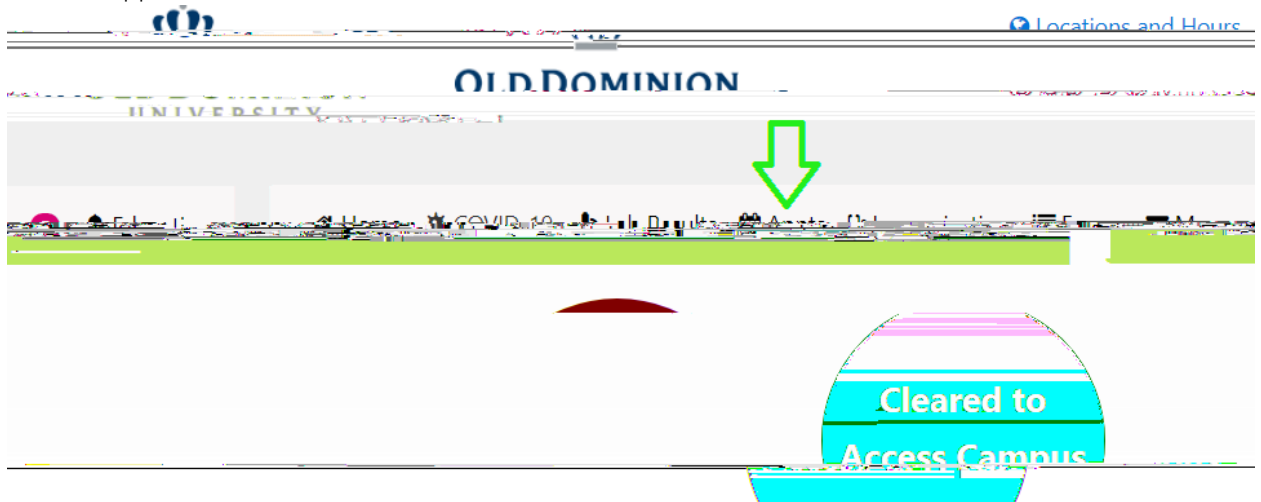
Please use this guide to schedule your weekly test at the Jim Jarrett Annex.

Collection of your sample (nasal swab) will be at the Jim Jarrett Annex Building.

- a. Turn West onto 43rd street.
- b. Turn right / North onto Elkhorn.
- c. At the end of Elkhorn Ave is 30-minute parking.
- d. Walk toward the Monorail trail.
- e. Walk West along the Monorail path towards Powhattan Ave.
- f. When you cross Elkhorn near the new Chemistry building you will see the Jim Jarrett Annex on the left behind the Virginia House Residence Hall.

Making an Appointment:

1. Go to your Daily Check-in page in the Monarch Wellness Portal by mobile device or computer.
2. Click on Appts

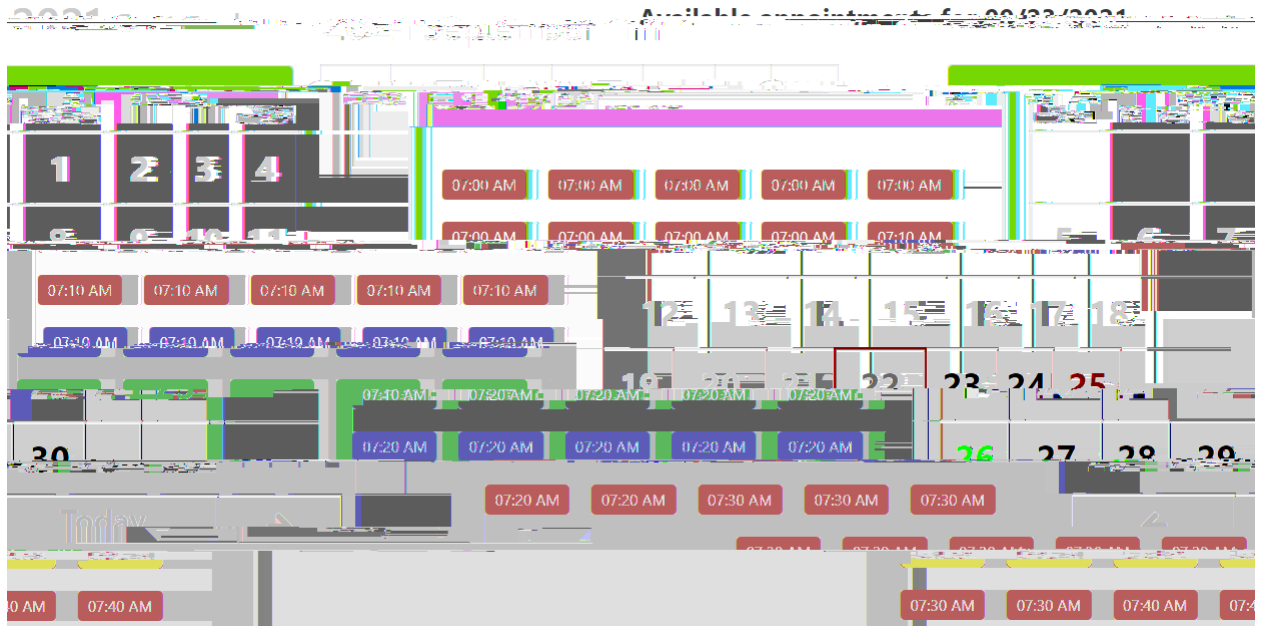


3. On the next page Read the instruction.
4. Scroll down to Locations.


How to make a Testing Appointment Weekly Testing

Please use this guide to schedule your weekly test at the Jim Jarrett Annex.


8. Select the best time for your test from the testing times shown as available by clicking on the time shown.



9. When you this page you are almost done. Just click on the forms link and complete the forms which will be needed should you test positive.



10. That's it. You've now booked an appointment.
11. To cancel an appointment, go to the Home Screen



How to make a Testing Appointment Weekly Testing

Please use this guide to schedule your weekly test at the Jim Jarrett Annex.

12. Scroll down to Upcoming Appointments and press cancel

