

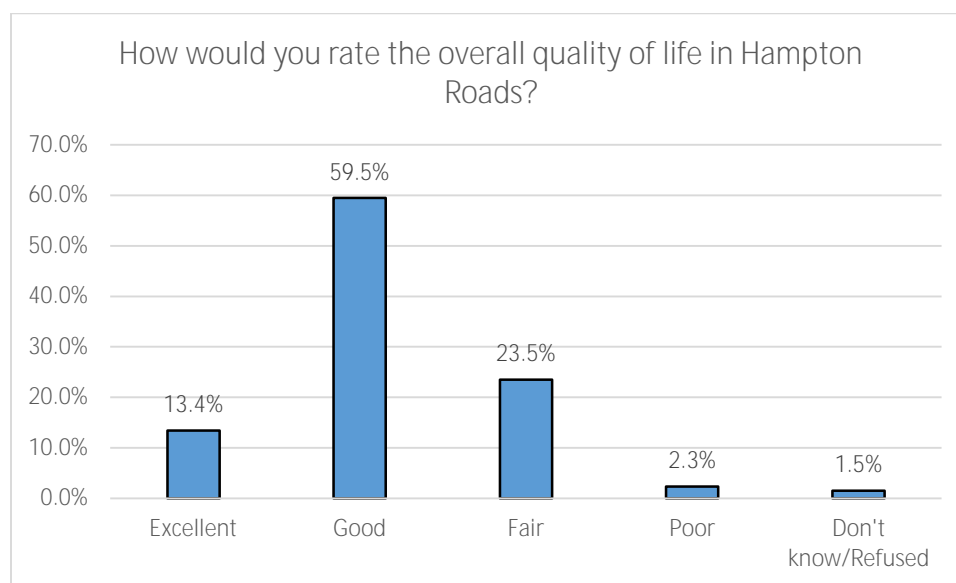
Life in Hampton Roads Survey Press Release #1

Regional, City and Neighborhood Quality of Life

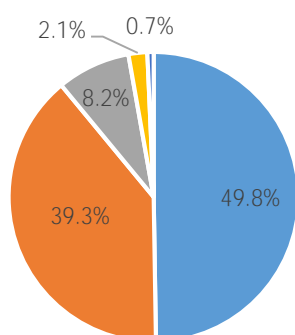
The Old Dominion University Social Science Research Center is proud to release the first part of the 2015 Life in Hampton Roads (LIHR) Survey Report. LIHR has been conducted by the Social Science Research Center with support from the Old Dominion University Office of Research and the College of Arts and Letters since 2010 and is now in its sixth year. Release #1 focuses on regional quality of life indicators. Data from prior years is also provided when available to show comparisons in responses over time. Responses were weighted by city population, race, age, gender, and phone usage (cell versus land-line) to be representative of the Hampton Roads region. Subsequent releases will focus on health and education, crime and politics, transportation and tolls, and flooding and sea level rise. For additional information on survey methodology, and analyses of other issues, please see the SSRC website at www.odu.edu/ssrc.

Overall Quality of Life

Life continues to get better in Hampton Roads. The 2015 Life in Hampton Roads (LIHR) survey continues to show an improving regional quality of life. The majority of those interviewed (72.9%) reported that the overall quality of life in Hampton Roads was excellent or good while 25.8 percent found it to be fair or poor. The portion of respondents rating regional quality of life as good or excellent is higher than last year's portion (71.2%) which was the highest since 2011. Recreational opportunities remain a key plus for the regional quality of life, while crime and transportation are key challenges.

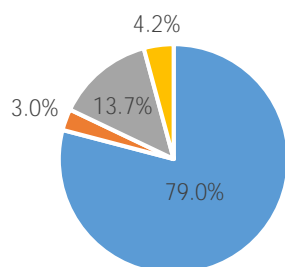


The survey's demographic and we



Economic Conditions in Hampton Roads

Perceptions of the regional economy are improving along with quality of life. Consistent with the mixed role played by the economy in respondents' evaluation of regional quality of life, ratings of the regional economy remained modest in the 2015 LIHR survey, though they were better than in any previous year of the survey. Over half (55%) of respondents rated the economic conditions in Hampton Roads as either excellent or good, while 42.8 percent rated economic conditions as fair or poor. Nonetheless, the portion rating the regional economy as excellent or good was the highest in six years of LIHR surveys, exceeding by almost ten percent the previous high set in 2014.

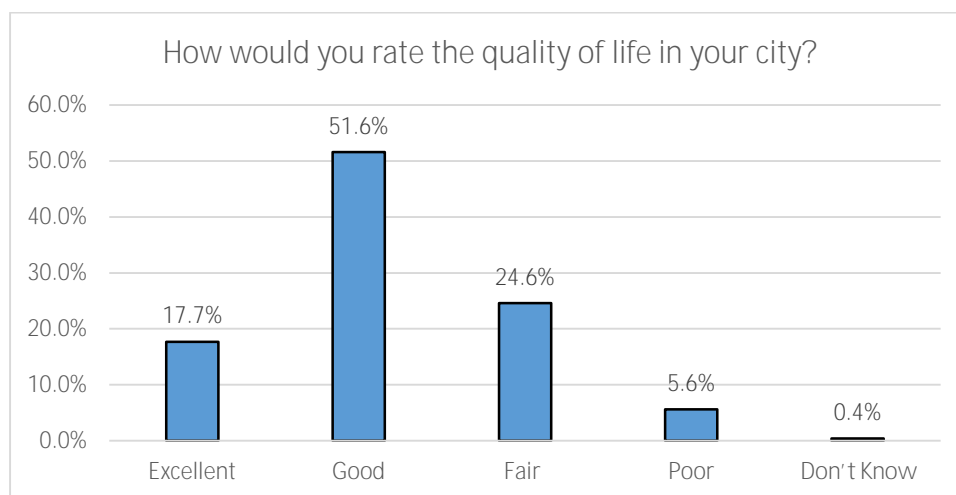


Neighborhood and City Quality of Life Ratings

The 2015 Life in Hampton Roads survey examined sub-regional measures of neighborhood and city quality of life and governance, and also examined relevant measures at the city level. Although such analyses have significant value, they should also be understood in the context of the much greater uncertainty associated with inferences from sub-population analyses. The maximum margin of error, including design effects from weighting, for the entire sample of LIHR is 3.9 percent (95% confidence level). Thus, only quite large differences between subsample groups are statistically significant.

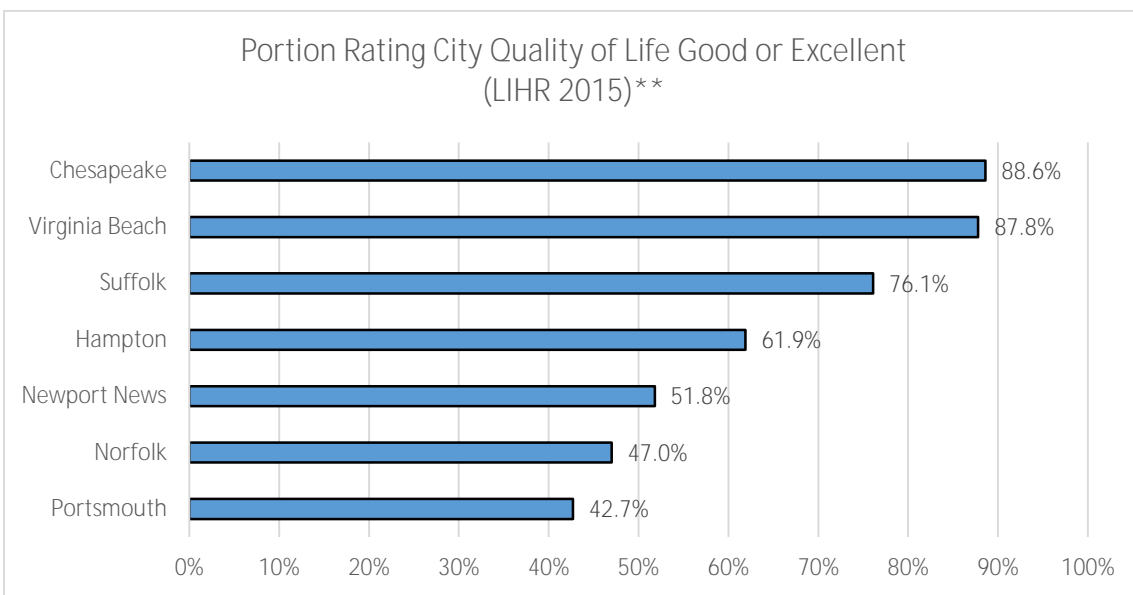
City Quality of Life

Respondents were asked to rate the quality of life for their city of residence. Almost 70% of respondents reported the quality of life in their city as excellent or good (17.7% and 51.6%, respectively). This is a slight increase from 2014 when 68.2 percent rated their city's quality of life as good or excellent (16.4% and 51.8%, respectively). Another 30.2% rated the quality of life in their city as fair (24.6%) or poor (5.6%).

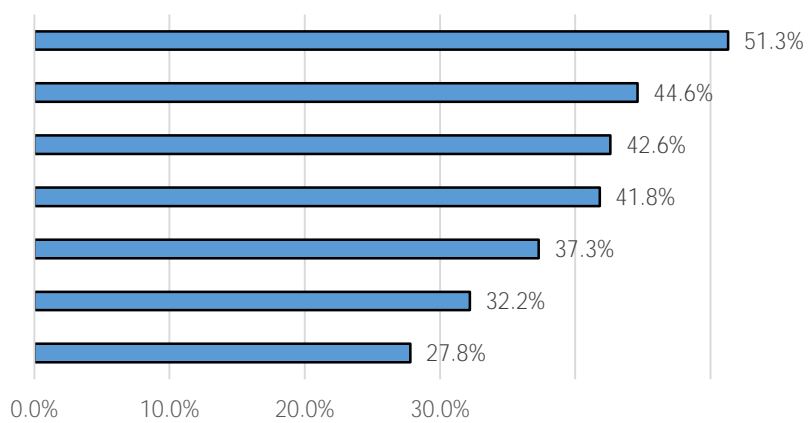


Reported city quality of life varied significantly ($p < .05$) across the Hampton Roads region. At the top end, 88.6 percent of respondents from Chesapeake rated the quality of life in their city as good or excellent, as did 87.8 percent of respondents from Virginia Beach. Suffolk was slightly lower, with 76.1 percent rating city quality of life good or excellent. Hampton and Newport News ranked somewhat

lower, at 61.9 percent and 51.8 percent respectively. Finally, Norfolk and Portsmouth ranked substantially lower at 47 percent and 42.7 percent. Residents in some cities appear to have a substantially higher perceptions of quality of life than others. Although the rankings within the top group (Chesapeake, Virginia Beach, and Suffolk) and the bottom group (Hampton, Newport News, Norfolk, and



**p<.05 statistically significant, 2-tailed test



All Life in Hampton Roads Data Analyses will be placed on the Social Science Research Center website as they are released (<http://www.odu.edu/al/centers/ssrc>). Follow-up questions about the 2015 Life in Hampton Roads survey should be addressed to:

Randy Gainey, PhD
Faculty Director
The Social Science Research Center
Professor of Sociology and Criminal Justice
Old Dominion University
757-683-4794 (office)
rgainey@odu.edu

Or

Tancy Vandecar-Burdin, PhD
Associate Director
The Social Science Research Center
Old Dominion University
757-683-3802 (office)
tvandeca@odu.edu