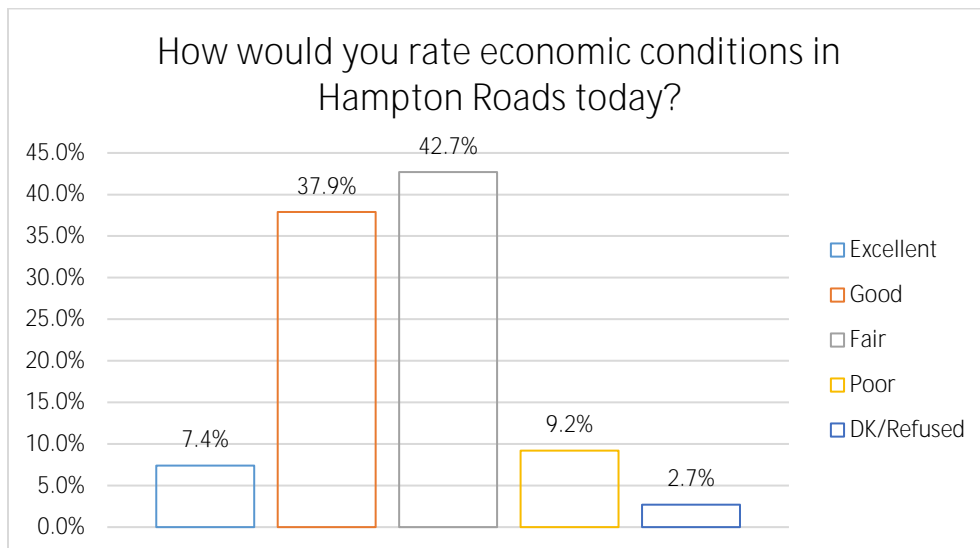
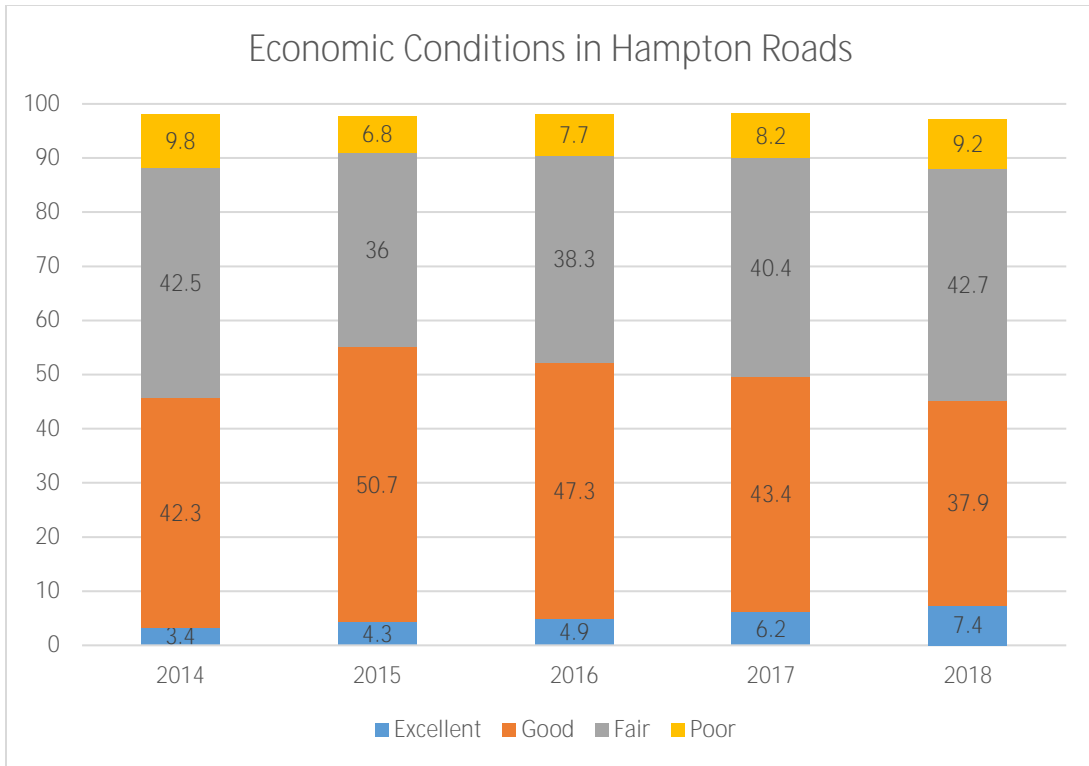


Center. Data from prior years is also provided when available to show comparisons in responses over time. Responses were weighted by city population, race, age, gender, and phone usage (cell versus land-line) to be representative of the Hampton Roads region. For additional information on survey methodology, and analyses of other issues, please see the SSRC website at www.odu.edu/ssrc.

Economic Conditions

Survey respondents were asked to rate the economic conditions in Hampton Roads today and the results are a little difficult to disentangle. On the one hand, the percentage of respondents who feel the economy is doing ‘excellent’ is at its highest in the past five years (7.4%) steadily rising from a low of 3.4% in 2014. On the other hand, the percent rating the economy as poor, at least since 2015 has been on the rise as well going from 6.6% to 9.2%. Thus, we are seeing increases at the two tail ends of the distribution. Furthermore, the results are more bleak. Since 2015 those viewing economic conditions as good or excellent has declined precipitously from 55.0% to 45.3% approximately 10 percentage points.





Perceptions of economic conditions varied significantly across cities in Hampton Roads. At the highest end, 61.9 percent of Suffolk and 58.9 percent of Virginia Beach residents rated economic conditions in Hampton Roads as excellent or good. Just under half of Chesapeake residents (49.5%) and 43.5 percent of Hampton residents rated economic conditions as excellent or good. There was a large drop when looking at Newport News (35.7%) and Norfolk (33.9%). Only 26.1 percent of Portsmouth residents rated economic conditions in Hampton Roads as excellent or good.

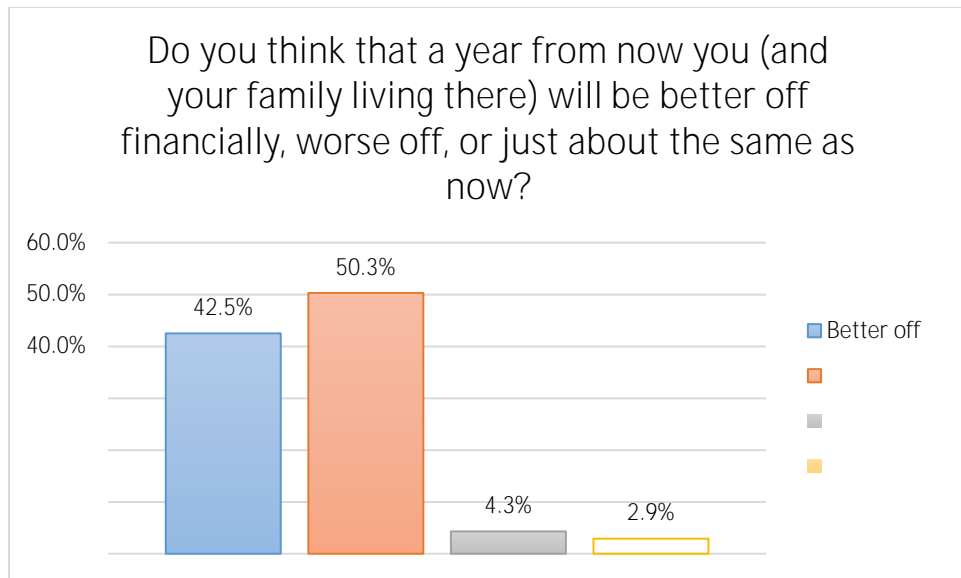
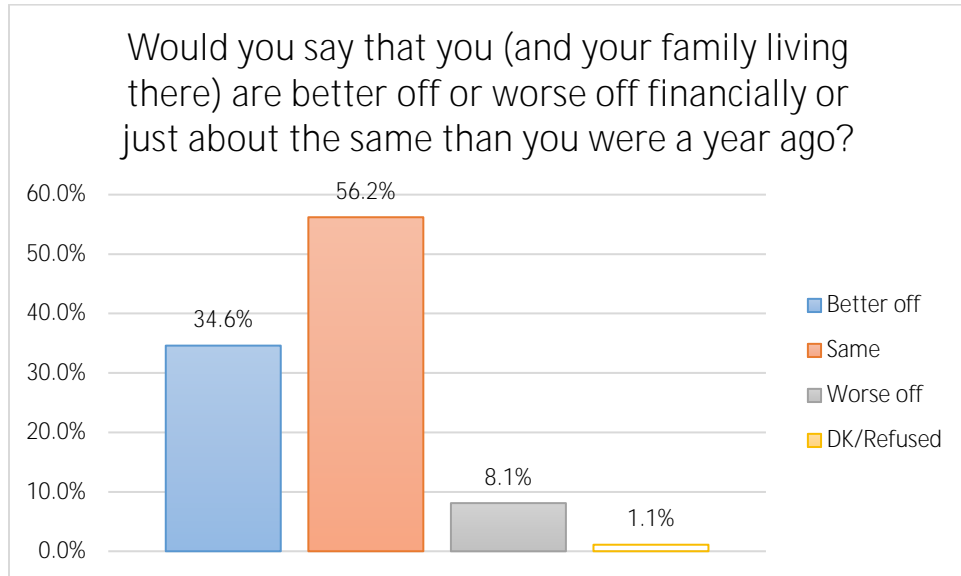
% Rating Economic Conditions in Hampton Roads as Good or Excellent



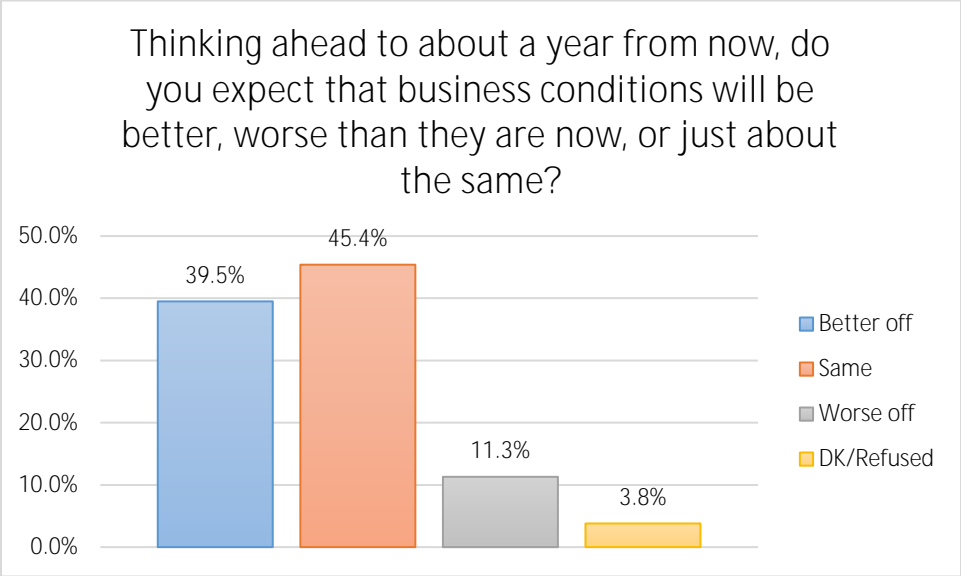
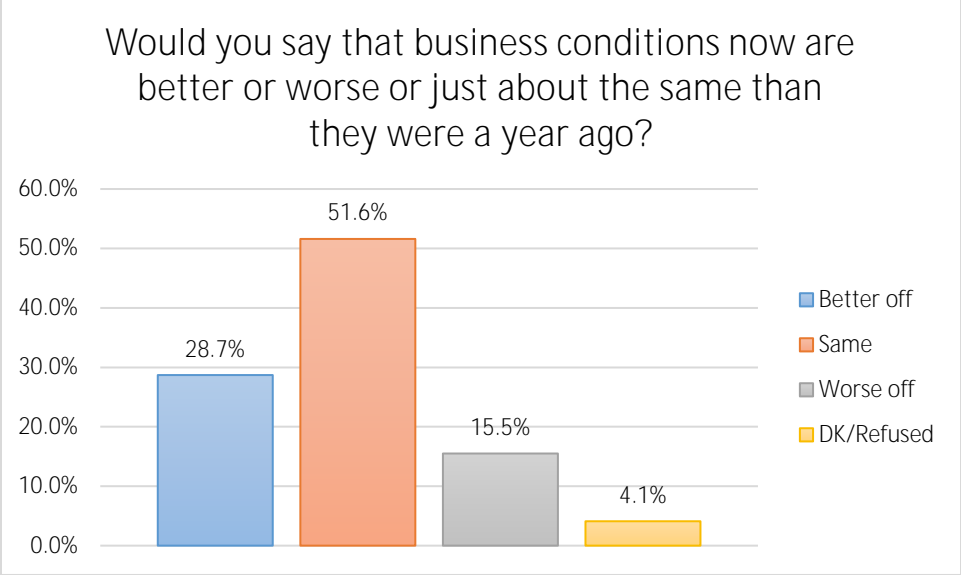
**p<.000 statistically significant, 2-tailed test


Respondents were asked if they and their family living with them are better off, worse off, or

financially. Only 4.3 percent believed they and their family living with them would be doing worse off financially in a year.



conditions are worse off than they were a year ago. Respondents were also asked if they thought business conditions would be better off, worse off, or about the same a year from now. Just under half (45.4%) thought business conditions would be about the same in a year. Another 39.5 percent believed that business conditions would be better off in about a year and only 11.3 percent believed business conditions would be worse off in a year.





All Life in Hampton Roads Data Analyses will be placed on the Social Science Research Center website as they are released ([_____](#))
