


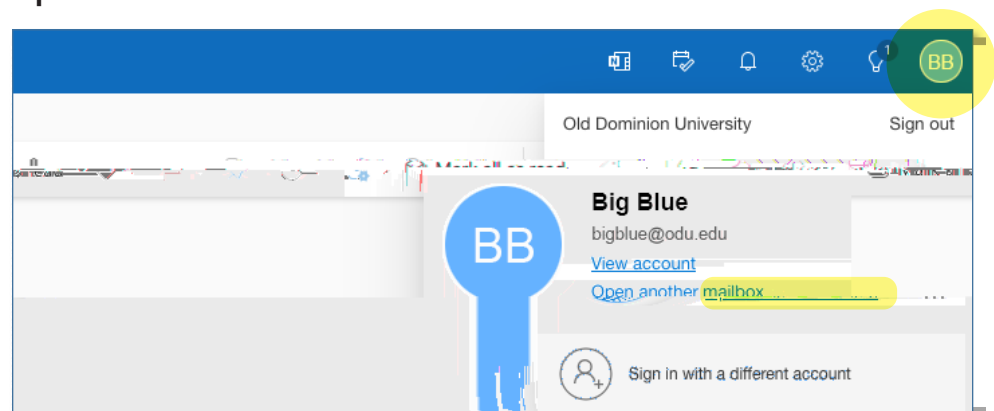
How to access a shared email account in Outlook Webmail

1. From the top right corner of the page, click on the account name (not the account icon).

1. From the top right corner of the page, click on the account name (not the account icon).

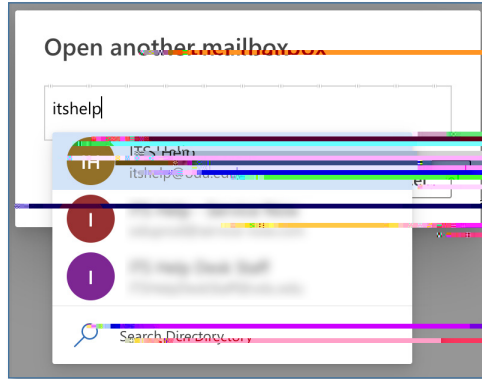


2. Open another mailbox.

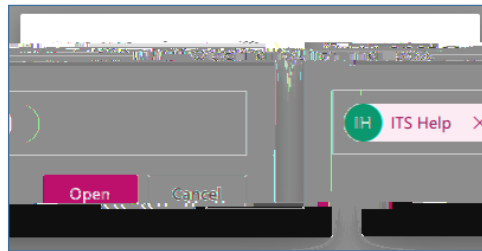




3. Open another mailbox



3. Open, c



... h , t " c c h f .
< h c c : // t . . . < k h /
/ < , " . < h V . c c < h c t c t , t '
c h ' . : // t . . . < k h / sharedemail@odu.edu.